

CIPO 國泰智慧產權事務所

Cathay Intellectual Property Office

Established 1988

Law & Patent Attorneys

- Law Affair Patent Trade & Service Mark Copyright Licensing

6F, 70~1, CHENG TEH ROAD, SEC. 1, TAIPEI, TAIWAN, R.O.C.

TEL: 886-2-25553930(8 LINES) FAX: 886-2-25553953

Attorney at Law

Bun-Rong Yi

LL. B.

Patent Attorneys & Former Patent Examiners

Gwo-Jye Yan

MA. B. & ME. M.

Gwo-Ching Sun

ME. B. & PS. B.

台北市承德路一段70-1號6樓
http://www.cipo.com.tw E-mail:cipo@cipo.com.tw

To: 潘思潔小姐

本所檔號: FP940191

申請人: D-Link Corporation

申請案號: 0515850.6

Fm: 聯絡人: 張美慧

專利名稱: 網路資訊安全區域聯合
偵防系統

友訊科技股份有限公司 大鑒:

關於 貴公司委辦之上揭英國發明專利申請案, 現代理律師寄來證書, 茲摘述其基本資料如下:

專利號碼 : GB 2 4 2 7 1 0 8

准證日期 : 二〇一〇年五月十九日

申請日期 : 二〇〇五年八月二日

專利年限 : 自申請日起二十年有效。


年 費 : 本所於期限屆滿前通知 貴公司繳費。

本所隨函附上證書正本, 請妥為保存。非常感謝 貴公司對本所之支持與信任。此 順頌


商 祺

專利商標代理人 嚴國杰

2010.07.28



PP. 8. 3 嚴國杰



INTELLECTUAL
PROPERTY OFFICE

Certificate of Grant of Patent

Patent Number: GB2427108
Proprietor(s): D-Link Corporation
Inventor(s): Pi-Fu Ko
Wei-Ming Wu
Chun-Yu Yeh
Tse-En Shao

This is to Certify that, in accordance with the Patents Act 1977,

a Patent has been granted to the proprietor(s) for an invention entitled "**Network information security zone joint defence system**" disclosed in an application filed **2 August 2005**.

Dated 19 May 2010

John Alty

Comptroller General of Patents, Designs and Trade Marks
Intellectual Property Office

The attention of the Proprietor(s) is drawn to the important notes overleaf.

IMPORTANT NOTES FOR PROPRIETORS OF UNITED KINGDOM PATENTS

1. DURATION OF PATENT AND PAYMENT OF RENEWAL FEES

- (i) Your patent took full effect on the date of the certificate, as shown overleaf.
- (ii) By paying annual renewal fees, you can keep your patent in force for 20 years from the date of filing of the patent application, which is shown overleaf.
- (iii) The date on which the first annual renewal fee is due may be determined as follows: calculate the fourth anniversary of the date of filing, and the last day of the month in which this anniversary falls is the date on which the first renewal fee is due. Subsequent renewal fees will be due for payment, each year, on the same due date. The fee can be paid up to three months before each due date and should be accompanied by Patents Form 12. If the Form with the fee is not received by the Intellectual Property Office by the due date, the fee can still be paid at any time during the following six months. However, you may have to pay a late payment fee. The patent will cease if the renewal fee (and any late payment fee) is not paid before the end of the six month period. When renewing the patent it is advisable to check the current fee rates.
- (iv) **It is important that you should set up and maintain effective renewal arrangements to ensure that renewals fees are paid on time.** You should not wait for any reminder from the Intellectual Property Office before paying the renewal fee. The Intellectual Property Office will send a reminder to the last recorded address for service, or to the address requested when the previous renewal payment was made, within six weeks after the renewal fee due date, but this reminder is only intended to alert you to the possible failure of your renewal arrangements.

2. PROCEDURE FOR PAYMENT OF RENEWAL FEES

Patents Form 12, together with the fee(s) and fee sheet (FS2) should be addressed to "The Cashier, Concept House, Cardiff Road, Newport, South Wales NP10 8QQ" and may be posted or delivered by hand to this address. Alternatively, they may be **delivered by hand** to The Intellectual Property Office at 21 Bloomsbury Street, London, WC1B 3HF.

Blank Patent Forms 12 and fee sheets (FS2) can be requested by post from The Central Enquiry Unit, Concept House, Cardiff Road, Newport, South Wales NP10 8QQ, by telephone on 08459-500505 (Minicom 08459-222250), by fax on 01633-817777 or by e-mail (enquiries@ipo.gov.uk). The Forms and fee sheets can also be down loaded from the office website (www.ipo.gov.uk).

3. REGISTRATION OF OWNERSHIP AS EVIDENCE OF ENTITLEMENT

Any person who becomes entitled to a patent or to a share or interest in a patent should apply to the Intellectual Property Office to register their entitlement, share or interest. The person granting the entitlement, share or interest will have to confirm that they have done so.

D-Link Corporation
c/o Marks & Clerk LLP
Alpha Tower
Suffolk Street Queensway
BIRMINGHAM
B1 1TT

For further information or assistance you can contact the Central Enquiry Unit as indicated above.

(12) UK Patent

(19) GB

(11) 2427108

(13) B

(45) Date of Publication:

19.05.2010

(54) Title of the invention: Network information security zone joint defence system

(51) INT CL: H04L 29/06 (2006 01)

(21) Application No: 0515850.6

(22) Date of Filing: 02.08.2005

(30) Priority Data:
(31) 094119203 (32) 10.06.2005 (33) TW

(43) Date A Publication: 13.12.2006

(72) Inventor(s):
Pi-Fu Ko
Wei-Ming Wu
Chun-Yu Yeh
Tse-En Shao

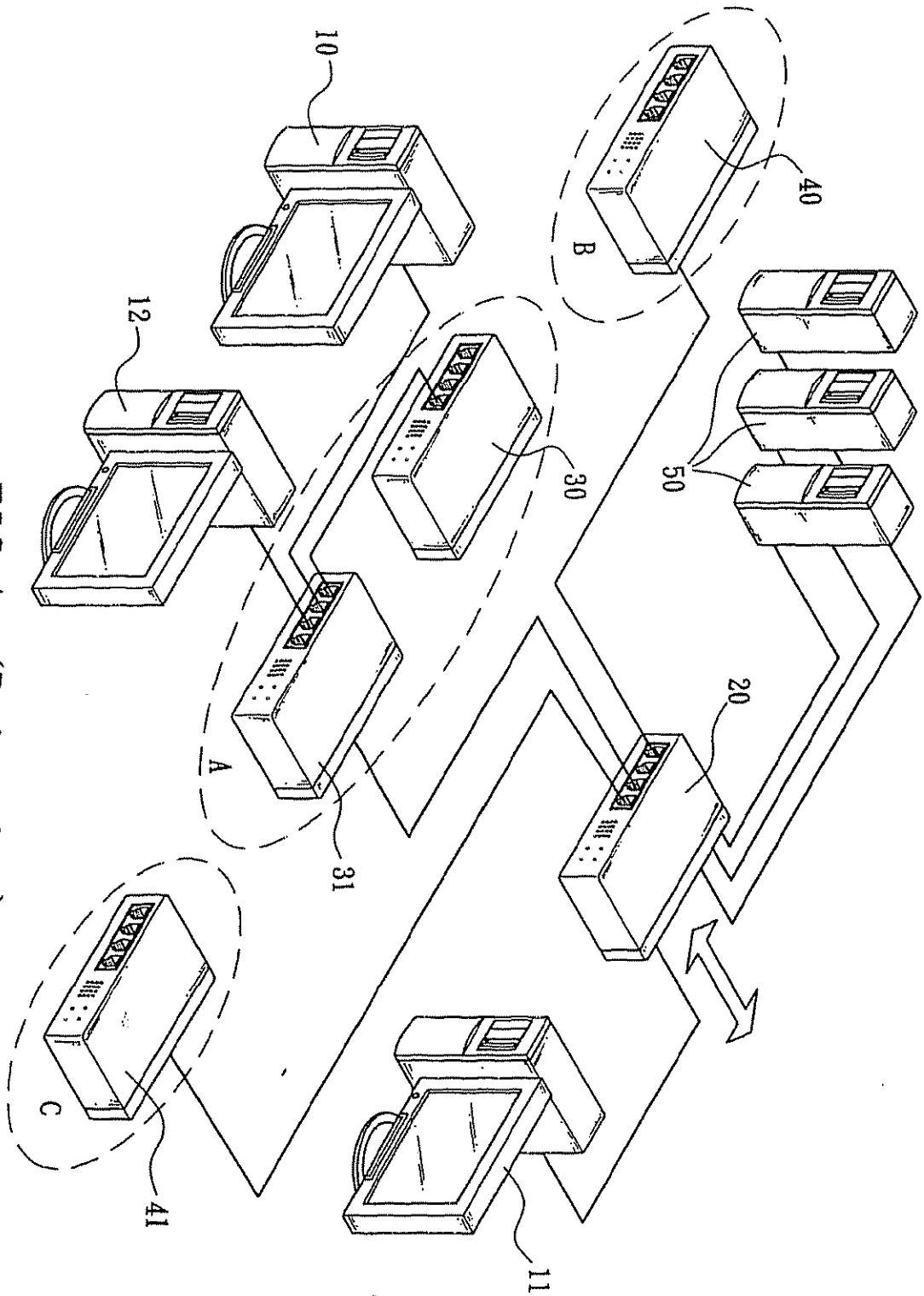
(73) Proprietor(s):
D-Link Corporation
(Incorporated in Taiwan)
No 8 Li-Shing Road VII,
Science-Based Industrial Park, Hsinchu, Taiwan

(56) Documents Cited:
EP 1745631 A1 US 20040054925 A1
US 20040047356 A1 US 20040001433 A1
US 20030172289 A1 US 20030074582 A1
US 20020101819 A1

(74) Agent and/or Address for Service:
Marks & Clerk LLP
Alpha Tower, Suffolk Street Queensway,
BIRMINGHAM, B1 1TT, United Kingdom

(58) Field of Search:
As for published application 2427108 A viz:
INT CL ⁷ G06F, H04L
Other: Online: WPI, EPODOC
updated as appropriate

FIG. 1 (Prior Art)



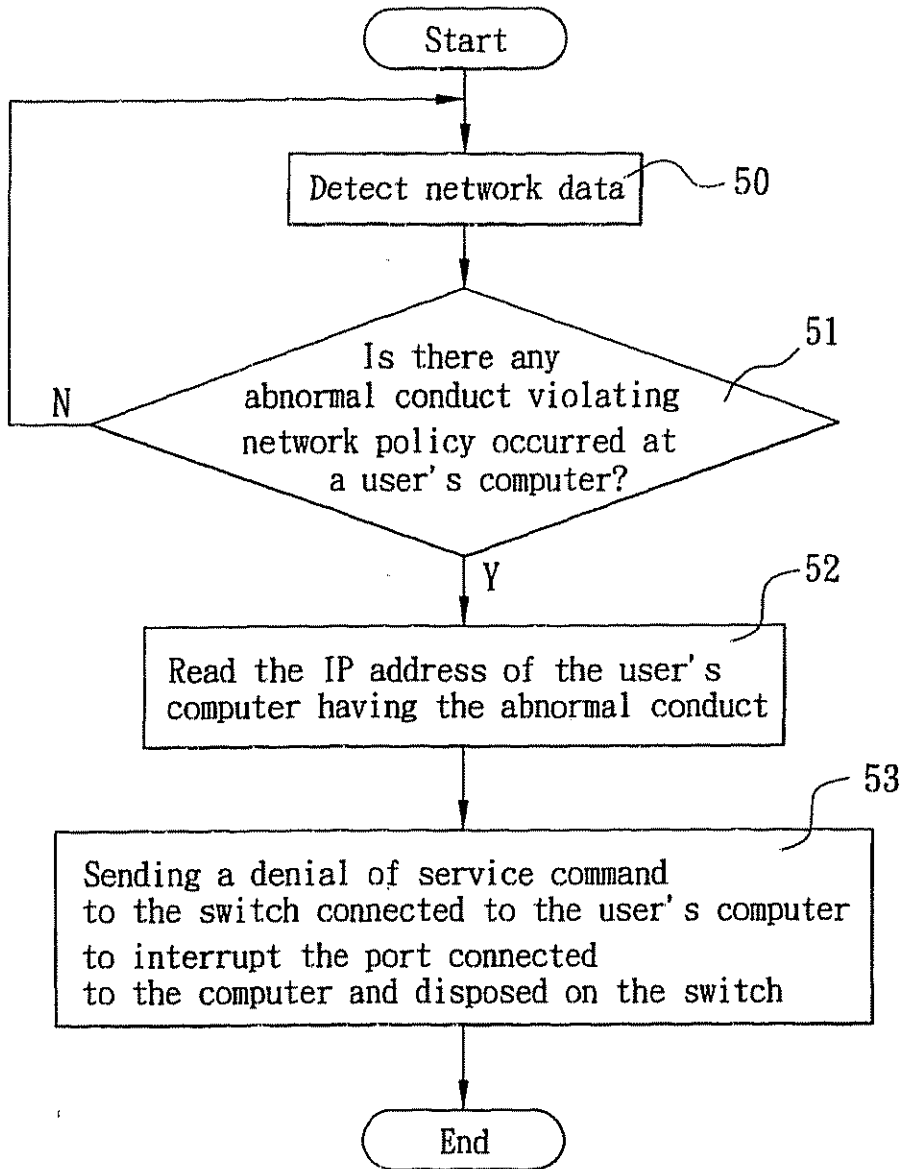
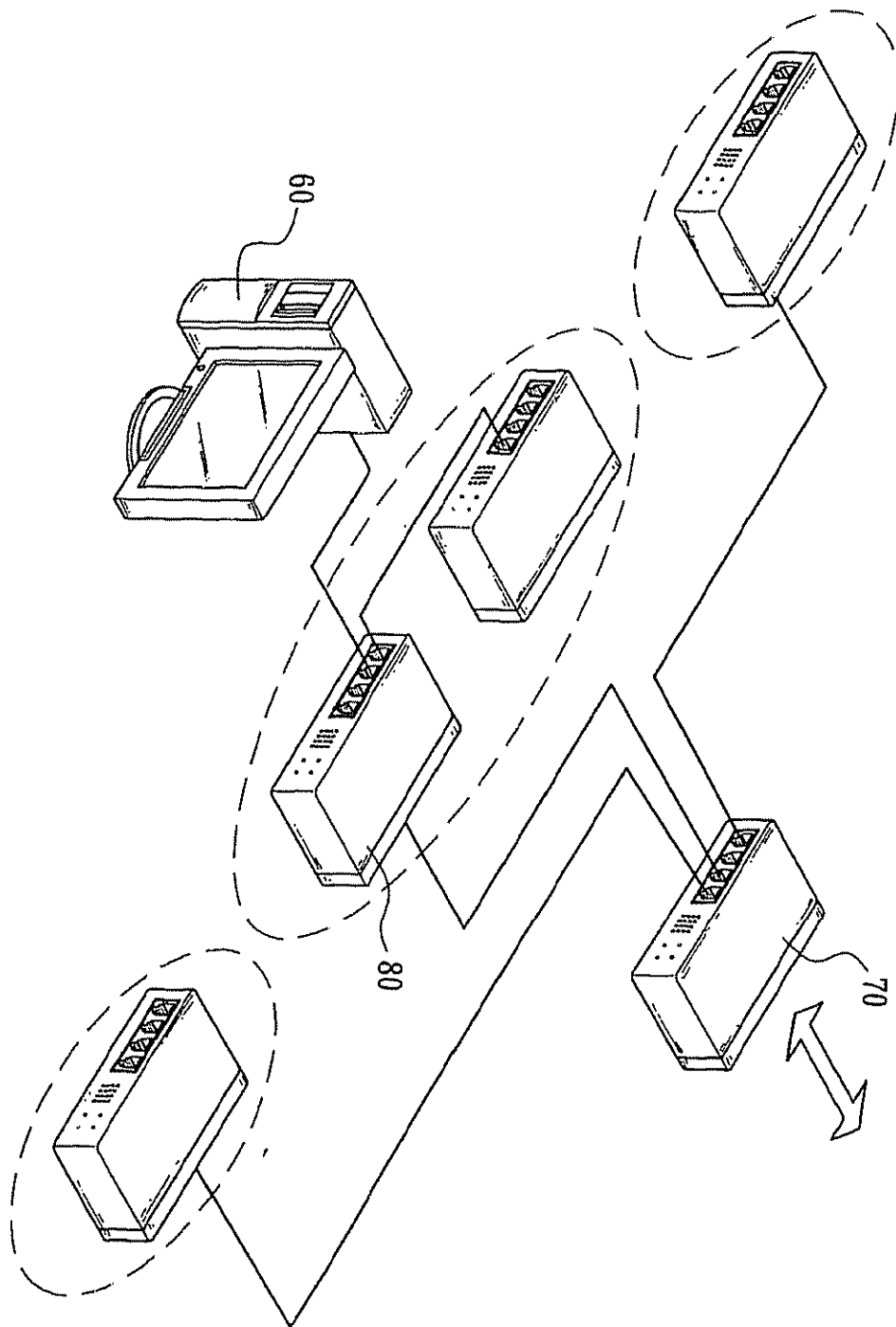


FIG. 2

FIG. 3



NETWORK INFORMATION SECURITY ZONE JOINT DEFENSE SYSTEM

FIELD OF THE INVENTION

The present invention relates to a network information security mechanism,
5 and more particularly to a network information security zone joint defense
system having a network defense appliance for monitoring network connection
statuses with user computers in a network and disconnecting network service of
a user computer when the network defense appliance detects that the user
computer has an abnormal behavior violating rules of network access service,
10 so as to effectively prevent virus causing the abnormal behavior from being
continuously spreading to the same or other subnets of the network.

BACKGROUND OF THE INVENTION

Nowadays, with the rapid development of both Internet and e-commerce,
15 people are very optimistic about the business opportunities brought by networks.
However, people or enterprises have to face various potential threats of network
securities, such as viruses spread, and invasions of hackers when they are
heavily relying on network communication. For example, with the characteristics
of the open system and convenient transmission of the Internet, the purposes of
20 attacks made by some hackers are not for invading corporate computer
systems to steal or alter website data, but for adopting a so-called distributed
denial of service attack (abbreviated as DDoS attack) to send out a large
quantity of packets with spoofed source IP addresses through several
computers distributed at different locations. Thus, victim's network server is
25 paralyzed not to provide the normal services due to normal logon rate dropped
below 1%.

In order to paralyze one or more target websites, DDos attacks

simultaneously send out a massive quantity of data that is far beyond the network load or the attacked computers can handle, rather than terminate the system program of the attacked network server. That is, DDoS attacks involve simultaneously starting the Denial-of-Service (DoS) attacks on several sets of computers on the network through a network distributed source technique, such that the attacked network server has to face its enemies coming from several hundreds of computers via the network. Therefore, the DDoS attack needs a certain number of computers to act as daemons. The daemons will simultaneously aim at a target for starting a paralytic attack provided that a hacker sends out an attack command. Before secretly starting a DDoS attack, hackers have to illegally obtain passwords from specific computers through stealing or monitoring, and then take the control of the computers and make them to be masters. In the meantime, the hackers place an invaded backdoor program into the masters, and then start trying to invade a number of network computers through the backdoor program installed on the masters to obtain a sufficient number of computers to be the daemons. Finally, the hackers put an attack master program into the masters for ordering the daemons to start the DDoS attacks simultaneously, and also put an attack program into the daemons to execute the paralytic attack.

In general, the DDoS attack method primarily utilizes vulnerability on the request and response mode of the TCP/IP communication protocol to carry out the attack. In a typical network system, both parties in communication usually send out a request packet to the other party for assuring a proper connection for their communication, and wait for acquiring a correct response packet from the other party. A proper connection is ensured provided that the responding party sends a correct response packet in reply. For example, if party A is connected to communicate with party B in the TCP/IP communication protocol, then party A

will send out a SYN packet to party B. Party B will reply a SYN-ACK packet to party A on condition that party B receives the request packet. Similarly, party A will send out an ACK packet to party B for confirmation. After such procedure is completed, the connection between parties A and B is ensured for data transmission. Under the communication mode aforementioned, a hacker may attempt to produce the amount of SYN packets to a specific computer on the network without returning the ACK packet to that computer, such that the attacked target computer or network will be slowed down or crashed since it can not handle the amount of junk packets produced or forged by the hacker.

10 To effectively prevent a DDoS attack, system administrators must find the network computer installed with a permanent residing attack program before they can resolve the threat of DDoS attacks. At present, there are many tools for detecting the permanent residing attack programs. For example, in a Windows operating system, the Internet Scanner 6.01 program and the
15 RealSecure 3.2.1 of IIS may be used for scanning, wherein the former can scan, for example, the TribeFlood Network's permanent residing attack program and help finding the vulnerability of the website to prevent the website to become an accessory for hackers to carry out the DDoS attack, and the later may detect the communication between the master and daemon of the DDoS and thus
20 effectively prevent a hacker to start the DDoS attack. In addition, the British NIPC also developed a program to discover a DDoS attack, and such program allows system administrators to test their systems and check whether or not a program similar to the DDoS attack program is installed. At last, the system administrators can monitor their computers or routers and eliminate any
25 abnormal packets with spoofed source IP addresses, such as 10.0.0.0/8, 172.16.0.0/12 and 192.168.0.0/16, or close all service ports that are not required by the network computer. In the meantime, the system administrator

also may set up a logon list on the network computer or the router to prevent invasions. However, most system administrators are unable to guard their systems by reason of attacks started internally. The only thing the system administrator can do is to take remedial actions after the occurrence of attacks.

5 However, it will be too late. Actually, a network security mechanism is established for automatically discovering and stopping any abnormal network operation by an automatic mechanism to effectively and timely avoid any malicious attacks or serious damages that may paralyze the network. For example, the system administrator may set up a blacklist for the network access

10 and service. At present, there are many network appliances such as switches and network security means including firewalls and the like that provides a mechanism to monitor the network flow and control the network access. However, these monitor appliances lack of an interactive mechanism, and cannot be connected in time to the system and thus unable to effectively

15 prevent malicious attacks to the network.

Nowadays, the network connection control and management technology only aims at the abnormal packet or the connection violating the network policy to deny service when the packet passes through the network security appliances, but it cannot detect the flow that does not pass through the network

20 security appliance, and cannot effectively deny the network connection of the user computer. If continuous or amount network attacks or abnormal network accesses are encountered, the network administrator will keep on processing the denied network accesses and services and will become very busy. Furthermore, the network administrator may pay little attention to effectively and

25 timely taking care of the malicious attacks to the network. Therefore, one approach is to connect a network switch through a network management computer, and manually change the settings of the switch to disconnect the

network of the user computer. Such arrangement cannot effectively and timely provide an active protection function, and usually ends up with a serious damage. Referring to Fig. 1 for an example, a traditional Internet includes a network management computer 11, a network defense appliance 20, a plurality of network switch 30, 31, 40, 41 for different network sections A, B, C, a plurality of servers 50 connected to the network defense appliance 20, and a plurality of user computers 10, 12 connected to the network switch 31. In summation of the description above, the network system will take the following actions and method when it encounters a virus attack:

10 (1) A user computer 10 (with an IP address 192.168.1.2) is infected by a WORM virus (WORM_MSBLAST.A) and starts sending out the amount of TCP SYN (DST port : 135) packets and scans all computers on the network that are installed with a Windows operating system, and then spreads the virus to those computers through the vulnerability of RPC DCOM Overflow in the Windows
15 operating system.

(2) If the TCP SYN (DST port : 135) packets pass through a network defense appliance 20 and the network administrator has completed the security setup on the network defense appliance 20, then the TCP SYN (DST port : 135) packets will be blocked successfully, and the packets will not be distributed to
20 the subnets B and C of the network. If the network administrator has started appropriate warning and record setup for the network defense appliance 20, then the network administrator has to logon the network defense appliance 20 again to check the Log record for analyzing the computers if there is any abnormal behavior of the user computer such as sending out a large quantity of
25 TCP SYN (DST port : 135) packets.


(3) Since the network switches 30, 31 as shown in Fig. 1 belong to the same subnet A of the network, the network defense appliance 20 cannot issue

the TCP SYN(DST port:135) packets from the computer in the same subnet of the network to achieve the blocking, therefore the subnet A of the network is connected to the network switches 30, 31 and has the same vulnerability to other user computers 12 which will be affected by the virus and DDoS attack.


5

(4) Therefore, the network administrator has to use a network management computer 11 to complete the warning analysis and process record as described in Step (2) to make sure that the attacked computer 10 is connected to the network through the network switch 31, and then the network management computer 11 is connected to the network switch 31 to set the denial-to-service network for the computer 10. However, it takes a long time for completing the whole denial-to-service setup, and the virus may already spread to other computers on the subnets A, B and C of the network.

10

15


In view of the description above, the traditional network defense appliances lack of an interactive mechanism, and thus cannot timely connect with each other to effectively prevent a malicious attack to the network. It is an important subject for network companies to find a way to integrate the network defense appliances, such that when a user computer discovers any abnormal network, the user computer can timely disconnect the source and interrupt the network connection service of the user computer, so as to avoid further affections of the virus to the same subnet or other subnet of the network as well as preventing a start of the DDoS attack that will paralyze the network server.

20


20

25 SUMMARY OF THE INVENTION

In view of the prior art network connection control technology only aiming at the abnormal packet or denial-to-service setup for the network flow that violates the network policy, but it is incapable of automatically and timely disconnecting the abnormal network according to the source, the inventor of the present invention based on years of experience in the development of network appliances and systems to conduct extensive researches and experiments according to the characteristics and methods of spreading the virus and paralyzing the website,

30

and finally developed a network information security zone joint defense system in accordance with the present invention.

According to one aspect of the invention there is provided a network information security zone joint defense system to detect an attack originating from a user computer within an internal network, the system comprising:

a plurality of user computers;

a plurality of network switches; and

a network defense appliance, wherein said user computers are connected to said network defense appliance through at least one of said network switches, and a plurality of conditions of triggering a network zone joint defense are defined in the network defense appliance by using a simple network management protocol (SNMP) for monitoring the connection status of the system, and wherein when the network defense appliance detects that one of the user computers triggers one of the conditions of the network zone joint defense, the network defense appliance immediately and automatically connects to the network switch, which is responsible for providing network access service to the user computer, and sends an interrupt command defined by the simple network management protocol (SNMP) to the network switch and, when the network switch receives the interrupt command, the network switch interrupts and denies network access service provided to the user computer by disconnecting its network connection.

Preferably said network defense appliance is a firewall, a bandwidth manager, an intrusion defense system, or a flow analyzer.

According to another aspect of the invention there is provided a method for controlling a network service, which is implemented to a network defense appliance connecting to a plurality of user computers forming an internal network through at least one network switch, comprising the steps of:

using a simple network management protocol (SNMP) to define a plurality of conditions of triggering a network zone joint defense and an interrupt

command sent to the network switch when the network zone joint defense is triggered;

receiving and detecting packet data sent from one of the user computers within the network through the network switch;

5 determining whether or not said packet data complies with at least one of the conditions of triggering the network zone joint defense defined in the network defense appliance;

10 sending the interrupt command to the network switch which is responsible for providing network access service to that specific user computer within the network when it is determined that the packet data sent from the user computer complies with at least one of the conditions defined in the network defense appliance; and

enabling the network switch to interrupt the network access service provided to that user computer of the network by disconnecting its network connection.

15

20

Preferably the network further comprises the step of determining whether or not a packet quantity of said packet data sent from said user computer complies with a packet quantity defined in the conditions.

25

According to another aspect of the invention there is provided a network security defense appliance to detect an attack originating from a user computer within an internal network, the network security defense appliance, comprising:

25 setup means for defining a plurality of conditions of triggering a network zone joint defense and an interrupt command sent to at least one network switch when the network zone joint defense is triggered by using a simple network management protocol (SNMP);

defense means for detecting packet data of a user computer;

30 analysis means for comparing said conditions with said packet data received from said user computer; and

security means for sending said interrupt command to said network switch when the packet data received from the user computer complies with at least

one of the conditions, and said interrupt command is executed by said network switch, which is responsible for providing network access service to the user computer, to block the transmission of said packet data of said user computer by disconnecting its network connection.

5


Preferably said defense means is a firewall, a bandwidth manager, an intrusion defense system, or a flow analyzer.

Preferably said analysis means includes a mechanism for permitting a network administrator to define the conditions of triggering said network zone joint defense in the network security defense appliance.

10

The above and other objects, features and advantages of the present invention will become apparent from the following detailed description taken with the accompanying drawings.

15



BRIEF DESCRIPTION OF THE DRAWINGS

Fig. 1 is a schematic view of the connection of a prior art network system;
Fig. 2 is a flow chart of a network defense appliance according to a preferred embodiment of the invention; and
Fig. 3 is a schematic view of the connection of a network system according to a preferred embodiment of the invention.

20



DETAILED DESCRIPTION OF THE PREFERRED EMBODIMENTS

The present invention relates to a zone joint defense system of network information security, which uses a simple network management protocol (SNMP) to monitor a network connection status of a network defense appliance, such as a firewall, a bandwidth manager, an intrusion defense system (IDS) or a flow

25
30

analyzer, to add a function and define the conditions of starting a zone joint defense required by the network administrator for the network. Once one of the conditions at least is triggered by, for example, the amount of the packets sent by a user computer, the network defense appliance would immediately and automatically connect to one or more network switches and the SNMP will be used to send a denial-to-service command to the network switch, so as to immediately complete the interrupt setup for the network access service of the user computer after the network switch has received the denial-to-service command, interrupt the network access service of the user computer, and effectively prevent the virus from spreading to other subnets of the network. Such arrangement further prevents the virus from starting the DDoS attack or paralyzing the network server to minimize the damages and losses to the network system. In the meantime, the network switch replies a response packet to the network defense appliance to confirm a successful interrupt of the network access service provided by the network switch of the user computer.

It is noted that the use of SNMP in defining the rules and producing interrupting command is advantageous and preferred in the present invention, since SNMP belongs to one kind of transmission control protocol/internet protocol (TCP/IP) and has been widely used in and supported by the various network devices or systems nowadays, such as firewalls, bandwidth managers, intrusion defense systems and flow analyzers, etc.. With the use of SNMP, the zone joint defense system of the present invention is easily applied to the existed network devices and systems without modifying hardware or considering compatibility. However, the utility of SNMP is not a limitation on the present invention. Numerous modifications and variations could be made thereto by those skilled in the art without departing from the scope and spirit of the invention set forth in the claims.

Further, the reasons herein causing the aforementioned user computers having abnormal conducts generally refer to the various abnormal behaviors unobservable by users, unallowable by the users, threatening or paralyzing the normal operations of the network communication of the user computer, or
5 caused by various hackers or viruses, but the spirit of the invention is not limited to those. In addition, the attack and threat would be various forms such as buffer overflow attacks, port scan attacks, Trojan Horse attacks, an IP fragmentation attacks, a worm attacks or system & application vulnerabilities attacks. Thus, the abnormal behaviors are not limited to the foregoing DDoS
10 attacks only.

When the system of the present invention is implemented, an additional function in the network defense appliance of the network system enables a network administrator to define the conditions of starting the network zone joint defense. Thus, depicted as Fig.2, the network defense appliance carries out
15 the following procedure for detecting the violation of the network access service rule or the trigger of the conditions of the network zone joint defense by one or more user computers and further interrupting the network access services. The process includes the steps of:

Step (50) detecting the packet data passing through the network defense
20 appliance;

Step (51) analyzing the detected packet data to determine whether or not any of the user computers triggers the conditions of the network zone joint defense, such as reaching a predetermined critical condition, including but not limited to, a packet quantity or a bandwidth; if yes, then going to the next step,
25 or else returning to Step (50);

Step (52) reading out the IP address of the user computer that triggers the network zone joint defense or violates the network access service rule;

Step (53) using the SNMP to send a network denial-to-service command to one or more network switches, once the network switch receives the network denial-to-service command, the network switch set for interrupting the network access service of the user computer and then blocks the network access
5 service for the user computer to effectively prevent the virus from spreading to other subnets of the network.

To describe the design concept and performance of the present invention, a preferred embodiment as shown in Fig. 3 is used for illustration. Once the network system is infected by a virus, the network information security zone
10 joint defense system of the present invention carries out the following procedure:

(1) In a network system, an user computer 60 with the IP address 192.168.1.2 is infected by a worm virus (WORM_MSBLAST.A) and starts sending out a large quantity of TCP SYN (DST port : 135) packets. After the
15 other computers installed with the Windows operating system and connected to the network are scanned, the virus spreads and launches the DDoS attack through the vulnerability of the RPC DCOM Overflow in the Windows operating system.

(2) When the TCP SYN (DST port : 135) packets pass through a network
20 defense appliance 70 in which the conditions of triggering network zone joint defense are preset or pre-defined, such as preventing IDS attacks, Http/Ftp address or flow limit, user network connection number limit, etc., the network defense appliance 70 continues monitoring the flow of network packets and further analyzes whether or not the user computer executes any abnormal
25 transmission of a large quantity of TCP SYN(DST port : 135) packets.

(3) If the network defense appliance 70 detects an abnormal behavior of a user computer 60, such as sending out a large quantity of TCP SYN(DST port :

135) packets, it would read out the IP address of the user computer 60 violating the network access service rule and, according to the IP address of the user computer 60, automatically connects to the network switch 80 or other pre-defined/assigned network switches to send a network denial-to-service
 5 command (such as deny (192.168.1.2) any TCP 137).

(4) The network switch 80 sets an interruption in relation to the network denial-to-service command and then immediately interrupts the network access service for the user computer 60, such that the user computer 60 with an IP address 192.168.1.2 is blocked in the shortest possible time to prevent the
 10 network packets from entering the whole network. Accordingly, the virus is effectively kept from spreading all over other user computers (not shown in the figure) in the same subnet of the network, other user computers on the switching appliance of the same subnet, or other user computers (not shown in the figure) of other subnets of the network.

15 In the aforementioned preferred embodiment, not limited to, the IP address of the network defense appliance 70 may be assigned 192.168.1.1 and the IP address of the network switch 80 is 192.168.1.250. Once the network defense appliance 70 detects that the user computer 60 sends out a large quantity of TCP SYN(DST port : 135) abnormal packets, it may send out a set request
 20 including the following contents through the SNMP according to the IP address of the user computer to inform the network switch 80 to interrupt the access service of the network for the user computer 60 having an IP address 192.168.1.2:

IP : Source address = [192.168.1.1]
 25 IP : Destination address = [192.168.1.250]
 SNMP : Command = Set request
 SNMP : Object = {1.3.6.1.4.1.171.12.9.2.2.1.4.2.1}

SNMP : Value = [192.168.1.2]-

where, the network switch 80 is a switch produced by D-Link Company (D-Link is a trademark of D-Link Corporation), and its MIB object 171.12.9.2.2.1.4.2.1 is an access control list (ACL) acceptable by the appliance (such MIB parameter varies according to the model and brand of the switch), and the system number is 9.2.2.1.4.2.1. The network defense appliance 70 sends a command for interrupting the network access service of the user computer 60 having an IP address 192.168.1.2 to the MIB address in the D-Link switch through the SNMP.

After the network switch 80 has received the network denial-to-service command and the setup is completed, the network switch 80 replies a response packet (Get response) including the following contents to the network defense appliance 70 to inform the network defense appliance 70 that the network access service of the user computer 60 with an IP address 192.168.1.2 in the network switch 80 is blocked successfully:

IP : Source address = [192.168.1.250]
 IP : Destination address = [192.168.1.1]
 SNMP : Command = Get response
 SNMP : Object = {1.3.6.1.4.1.171.12.9.2.2.1.4.2.1}
 SNMP : Value = [192.168.1.2]

In view of the above description, the present invention drives a network defense appliance in the network system to automatically detect the network packets passing therethrough. If the amount or flow of packets of a user computer triggers a network zone joint defense, then a network denial-to-service command is sent automatically to a specified network switch and/or other switches to immediately interrupt the network connection of the user computer, and rapidly block the normal network connection and thus greatly reducing the damages and losses caused by the abnormal behaviors to

the network system, so as to effectively enhance the network performance. Accordingly, it is not necessary for the network administrator to waste time to find out the infected computer. Furthermore, it is also not necessary for the network administrator to manually issue a network denial-to-service command to the infected computer. Accordingly, the network service at the edge of the network (which is also the source closest to the infected computer) is interrupted to greatly reduce the manpower and time required for the network management.

While the invention herein disclosed has been described by means of specific embodiments, numerous modifications and variations could be made thereto by those skilled in the art without departing from the scope and spirit of the invention set forth in the claims.

CLAIMS:

1. A network information security zone joint defense system to detect an attack originating from a user computer within an internal network, the system comprising:

5 a plurality of user computers;

a plurality of network switches; and

a network defense appliance, wherein said user computers are connected to said network defense appliance through at least one of said network switches, and a plurality of conditions of triggering a network zone joint defense are defined in the network defense appliance by using a simple network management protocol (SNMP) for monitoring the connection status of the system, and wherein when the network defense appliance detects that one of the user computers triggers one of the conditions of the network zone joint defense, the network defense appliance immediately and automatically connects to the network switch, which is responsible for providing network access service to the user computer, and sends an interrupt command defined by the simple network management protocol (SNMP) to the network switch and, when the network switch receives the interrupt command, the network switch interrupts and denies network access service provided to the user computer by disconnecting its network connection.

20

2. The system of claim 1, wherein said network defense appliance is a firewall, a bandwidth manager, an intrusion defense system, or a flow analyzer.

3. A method for controlling a network service, which is implemented to a network defense appliance connecting to a plurality of user computers forming an internal network through at least one network switch, comprising the steps of:

25 using a simple network management protocol (SNMP) to define a plurality of conditions of triggering a network zone joint defense and an interrupt command sent to the network switch when the network zone joint defense is triggered;

30 receiving and detecting packet data sent from one of the user computers within the network through the network switch;

determining whether or not said packet data complies with at least one of the conditions of triggering the network zone joint defense defined in the network defense

appliance;

5 sending the interrupt command to the network switch which is responsible for providing network access service to that specific user computer within the network when it is determined that the packet data sent from the user computer complies with at least one of the conditions defined in the network defense appliance; and

enabling the network switch to interrupt the network access service provided to that user computer of the network by disconnecting its network connection.

10 4. The method for controlling a network service of claim 3, further comprising the step of determining whether or not a packet quantity of said packet data sent from said user computer complies with a packet quantity defined in the conditions.

15 5. A network security defense appliance to detect an attack originating from a user computer within an internal network, the network security defense appliance, comprising:

20 setup means for defining a plurality of conditions of triggering a network zone joint defense and an interrupt command sent to at least one network switch when the network zone joint defense is triggered by using a simple network management protocol (SNMP);

defense means for detecting packet data of a user computer;

analysis means for comparing said conditions with said packet data received from said user computer; and

25 security means for sending said interrupt command to said network switch when the packet data received from the user computer complies with at least one of the conditions, and said interrupt command is executed by said network switch, which is responsible for providing network access service to the user computer, to block the transmission of said packet data of said user computer by disconnecting its network connection.

30 6. The network security defense appliance of claim 5, wherein said defense means is a firewall, a bandwidth manager, an intrusion defense system, or a flow analyzer.

7. The network security defense appliance of claim 5, wherein said analysis means

includes a mechanism for permitting a network administrator to define the conditions of triggering said network zone joint defense in the network security defense appliance.

